















General Survey Camlog

Product line	X-Line		K-Line		Z-Line
Insert ø 3.30 mm					
Distance height REF	3.00 mm I.33.01.X300	4.50 mm I.33.01.X450	2.00 mm I.33.01.K200	3.50 mm I.33.01.K350	
Insert ø 3.80 mm					
Distance height REF	3.00 mm I.33.02.X300	4.50 mm I.33.02.X450	2.00 mm I.33.02.K200	3.50 mm I.33.02.K350	
Insert ø 4.30 mm					
Distance height REF	3.00 mm I.33.03.X300	4.50 mm I.33.03.X450	2.00 mm I.33.03.K200	3.50 mm I.33.03.K350	
Insert ø 5.00 mm					
Distance height REF	3.00 mm I.33.04.X300	4.50 mm I.33.04.X450	2.00 mm I.33.04.K200	3.50 mm I.33.04.K350	

Denture magnet			
Distance height REF	2.65 mm U.00.01.X265R	5.00 mm U.00.01.K500	
Positioning cuff/ Resilience ring			  
Resilience REF	0.3 mm P.00.01.X1	0.3 mm P.00.01.X2	0.00 mm P.00.01.K1 0.00 mm P.00.01.K2 0.3 mm P.00.05.K1
Impression post			
Distance height REF	6.95 mm A.00.02.X695	Please use the denture magnet for impression!	
Laboratory replica			
Distance height REF	9.00 mm M.00.01.X900	9.00 mm M.00.05.X900 Stainless steel	7.50 mm M.00.01.K750
Torque wrench insert			
	We offer a suitable torque wrench insert for the most popular ratchets.		