













General Survey Conelog

Product line	X-Line	K-Line	Z-Line
Insert			
Distance height REF	3.50 mm I.58.01.X350 5.00 mm I.58.01.X500	2.50 mm I.58.01.K250 4.00 mm I.58.01.K400	
Denture magnet			
Distance height REF	2.65 mm U.00.01.X265R	5.00 mm U.00.01.K500	
Positioning cuff/ Resilience ring			
Resilience REF	0.3 mm P.00.01.X1 0.3 mm P.00.01.X2	0.00 mm P.00.01.K1 0.00 mm P.00.01.K2	0.3 mm P.00.05.K1
Impression post			
Distance height REF	6.95 mm A.00.02.X695	Please use the denture magnet for impression!	
Laboratory replica			
Distance height REF	9.00 mm M.00.01.X900 9.00 mm M.00.05.X900	7.50 mm M.00.01.K750	
Torque wrench insert			
	We offer a suitable torque wrench insert for the most popular ratchets.		