














Product line	X-Line ø 4.8 mm	Z-Line ø 5.8 mm
Surface		
Configuration Fig. 1:1		
Root cap magnet Height REF	 2.5 mm V.00.01.X250	 3.0 mm V.00.01.Z300
Denture magnet Height REF	 2.65 mm U.00.01.X265R	 3.15 mm U.00.01.Z315
Positioning cuff Resilience REF	 0.3 mm P.00.04.X1	
Modelling sleeve (PU = 2 pieces) Height REF	 2.05 mm M.00.03.X205	
Modelling tool Shaft REF	 ISO 103, ø 2.35 mm M.00.04.X103	
Modelling tool Shaft REF	 ISO 123, ø 3.00 mm M.00.04.X123	
Counter magnet plan (not spherical) Height REF	 2.60 mm V.00.03.X260	

All figures are on a scale of 2:1.

